

MaxMotion

IEC PERFORMANCE DATA SHEET IEC Efficiency Level IE1

Catalog #: **IJA633-4-35**

HP	kW	Voltage	L.R. Amps	Efficiency	Power Factor	Service Factor	Frame	Design
0,33	0,25	333 / 575	2,60	68,0%	0,74	1,15	63	N

60 Hz								
FLA							Is/In	F.L. RPM
208	230	333	460	575	796	990		
/	/	0,86	/	0,50	/	/	5,2	1630

50 Hz								
FLA						Efficiency	Is/In	F.L. RPM
190	380	400	415	660	725			
/	/	/	/	/	/	/	/	/

Wgt. Lbs	PH	Duty	Insul. Class	Ambient Temp.	Elevation	Temp. Rise° C
11	3	S1	H	40°C	1000 M	30

% Efficiency		% Power Factor		Torque			Protector Type	Winding Resist. Ω
Full Load:	68,0%	Full Load:	0,74	FLT ft.lbs	60Hz	50Hz		
3/4 Load:	65,3%	3/4 Load:	0,63	LRT %	220	/	-	-
1/2 Load:	59,2%	1/2 Load:	0,48	BDT %	230	/	-	-

Rotor Inertia Wk2 Lb-Ft2	Max Load Inertia Wk2 Lb-Ft2	Shaft Material	Frame Material	DE Bracket Type	ODE Bracket Type	Mounting	Enclosure	Protection
-	-	Standard	Aluminum	Standard	Standard	B3	TEFC	IP55

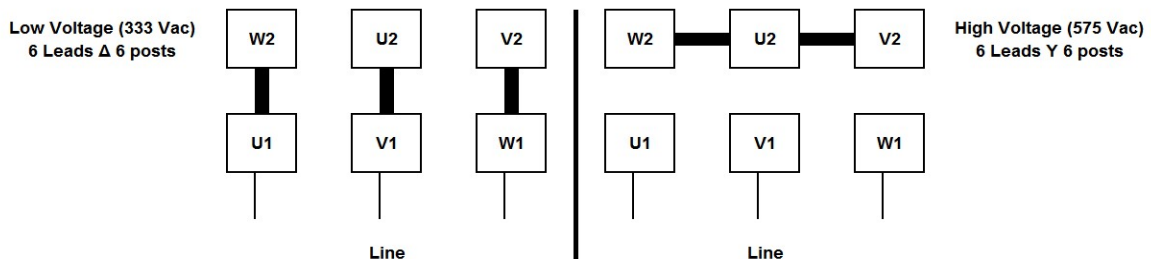
Ball Bearings		Grease	Mount Type	Orientation	Cold Start (Secs)	Paint
DE	ODE					
6201ZZ-C3	6201ZZ-C3	Sealed Bearings	Rigid	Horizontal	15	Red

Inverter Duty. Motor meets MG1 parts 31.4.4.2	Constant Torque Range 10:1	Variable Torque Range 20:1

WIRING CONNECTION DIAGRAM :

A

IEC Frames 56 - 100L, Dual Voltage
333 / 575VAC, 6 posts, 6 leads, Δ / Y Connection

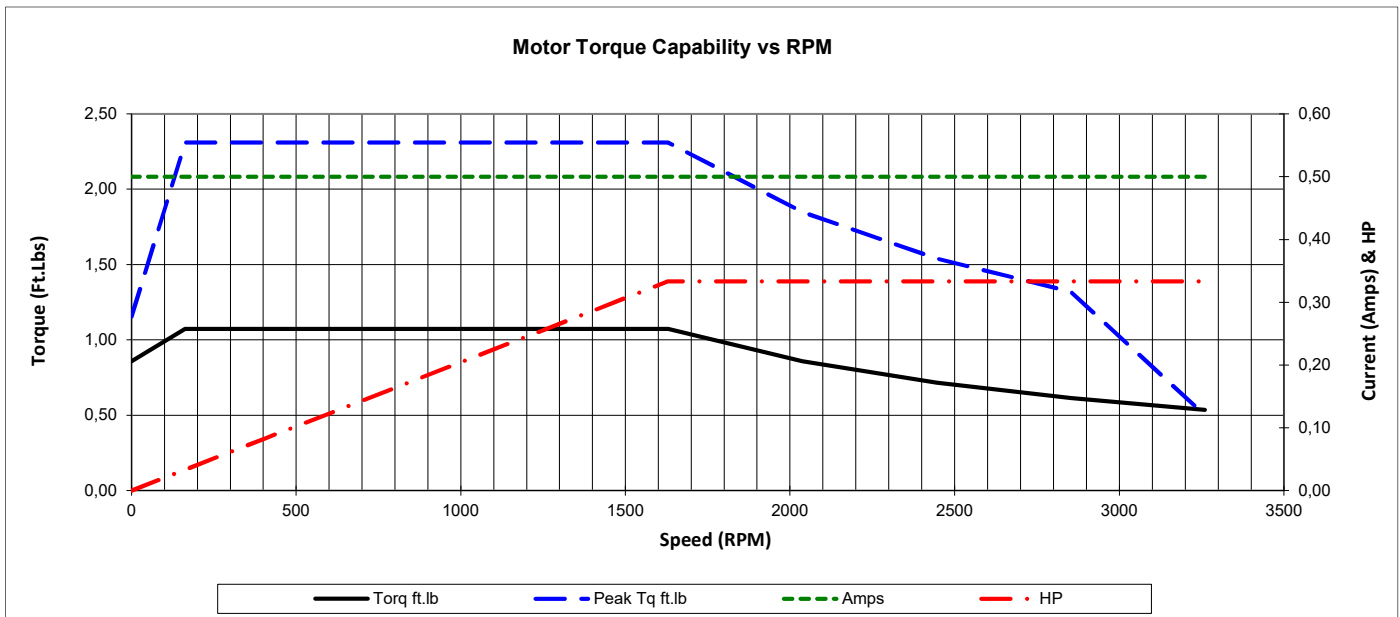
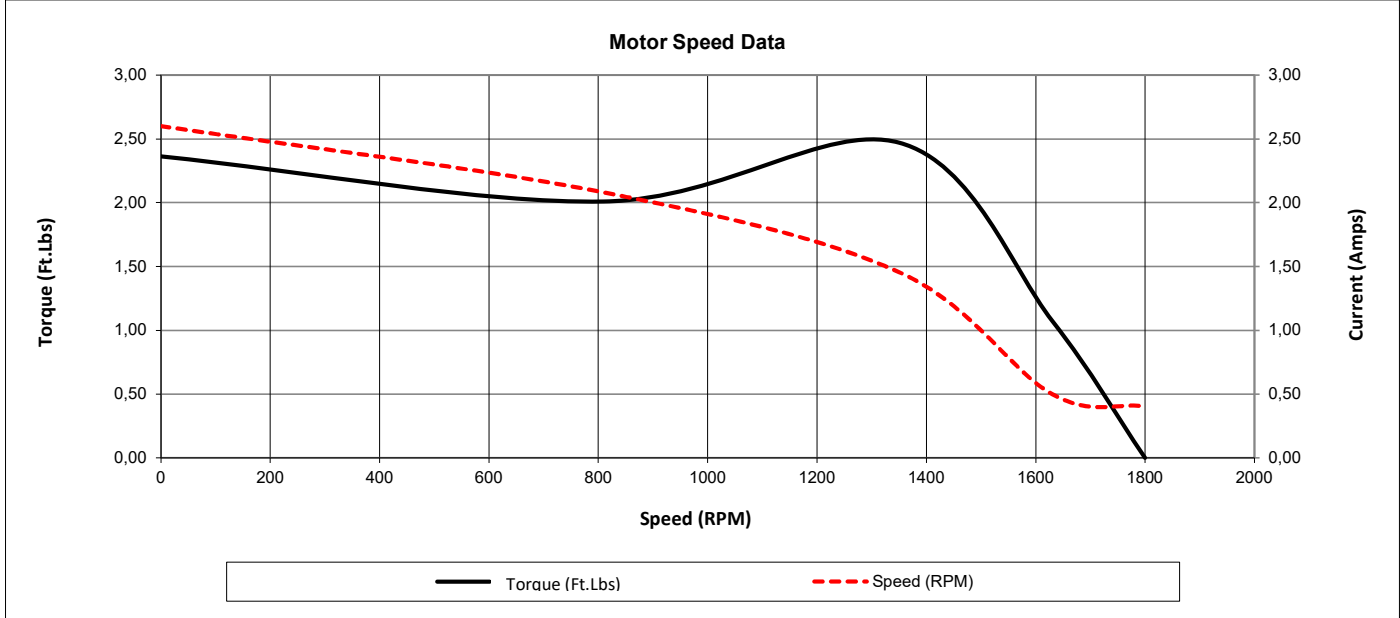




Date: 25 janvier, 2024
 Customer: _____
 Contact: _____
 Submittee: J.C. Lavallée

Catalogue #: IJA633-4-35

IEC Efficiency Level IE1											
HP	Kw	VAC	RPM	Enclosure	Frame	Frequency	Design	Poles	LR Is/In	Insulation Class	Temp. Rise °C
0,33	0,25	333 / 575	1630	TEFC	63	60	N	4	5,2	H	30
	0Hz	6Hz	15Hz	30Hz	45Hz	60Hz	75Hz	90Hz	105Hz	120Hz	
Amps	0,50	0,50	0,50	0,50	0,50	0,50	0,50	0,50	0,50	0,50	0,50
RPM	0	163	408	815	1223	1630	2038	2445	2853	3260	
Torq ft.lb	0,86	1,07	1,07	1,07	1,07	1,07	0,86	0,72	0,61	0,54	
Peak Tq ft.lb	1,15	2,31	2,31	2,31	2,31	2,31	1,85	1,54	1,32	0,50	
HP	0,00	0,03	0,08	0,17	0,25	0,33	0,33	0,33	0,33	0,33	
	Locked Rotor	Pull-Up	Breakdown	Rated Load	Idle	Duty	S. F.	Ambient	Elevation	dBA @ 1M	
Speed (RPM)	0	810	1350	1630	1800	S1	1,15	40°C	3,300 ft	-	
Current (Amps)	2,60	2,08	1,46	0,50	0,40	VFD Rating: Meets MG1 parts 31.4.4.2					
Torque (ft-lbs)	2,36	2,01	2,47	1,07	0,0	CT :	10:1	VT :	20:1		



Date: **25 janvier, 2024**
 Customer: _____
 Contact: _____
 Submittee: **J.C. Lavallée**

Catalogue #: **IJA633-4-35**

IEC Efficiency Level IE1											
HP	Kw	VAC	RPM	Enclosure	Frame	Frequency	Design	Poles	LR Is/In	Insulation Class	Temp. Rise °C
0,33	0,25	333 / 575	1630	TEFC	63	60	N	4	5,2	H	30

Load %	0%	25%	50%	75%	100%	125%	150%
Amps	0,40	0,40	0,44	0,46	0,50	0,58	0,73
Torq ft/lbs	0	0,25	0,51	0,79	1,07	1,40	1,80
RPM	0	1758	1715	1673	1630	1563	1460
Eff %	0	44,3	59,2	65,3	68,0	66,2	60,9
PF %	0	33,8	48,0	62,5	74,0	76,2	77,7

	Locked Rotor	Pull-Up	Breakdown	Rated Load	Idle	Duty	S. F.	Ambient	Elevation	dBA @ 1M
Speed (RPM)	0	810	1350	1630	1800	S1	1,15	40°C	3,300 ft	-
Current (Amps)	2,60	2,08	1,46	0,50	0,40	VFD Rating: Meets MG1 parts 31.4.4.2				
Torque (ft-lbs)	2,36	2,01	2,47	1,07	0,0	CT :	10:1	VT :	20:1	

